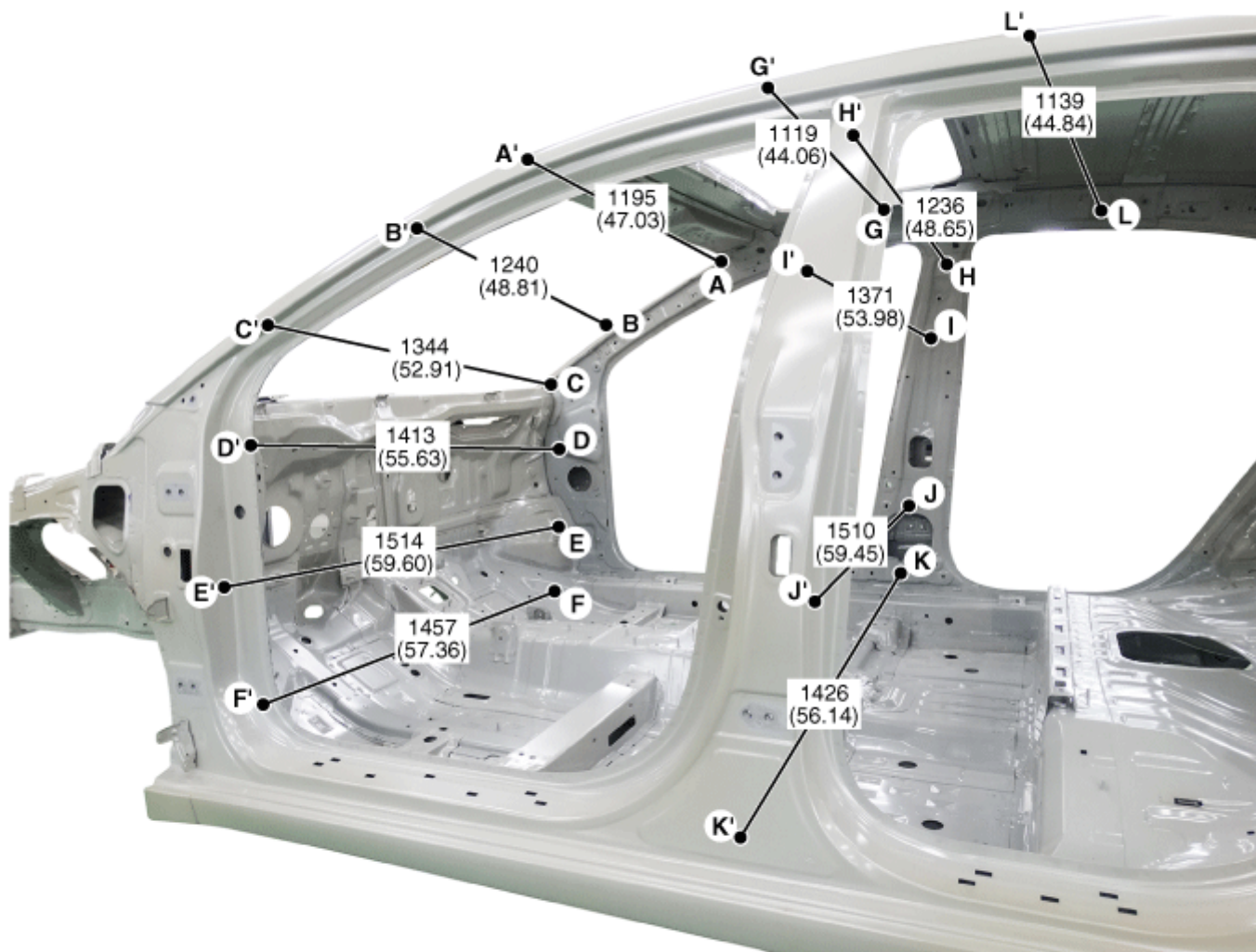




2016 > G 1.6 GDI > 车身维修手册 > 车身尺寸 > 内部 > 车身维修

## 内部 A

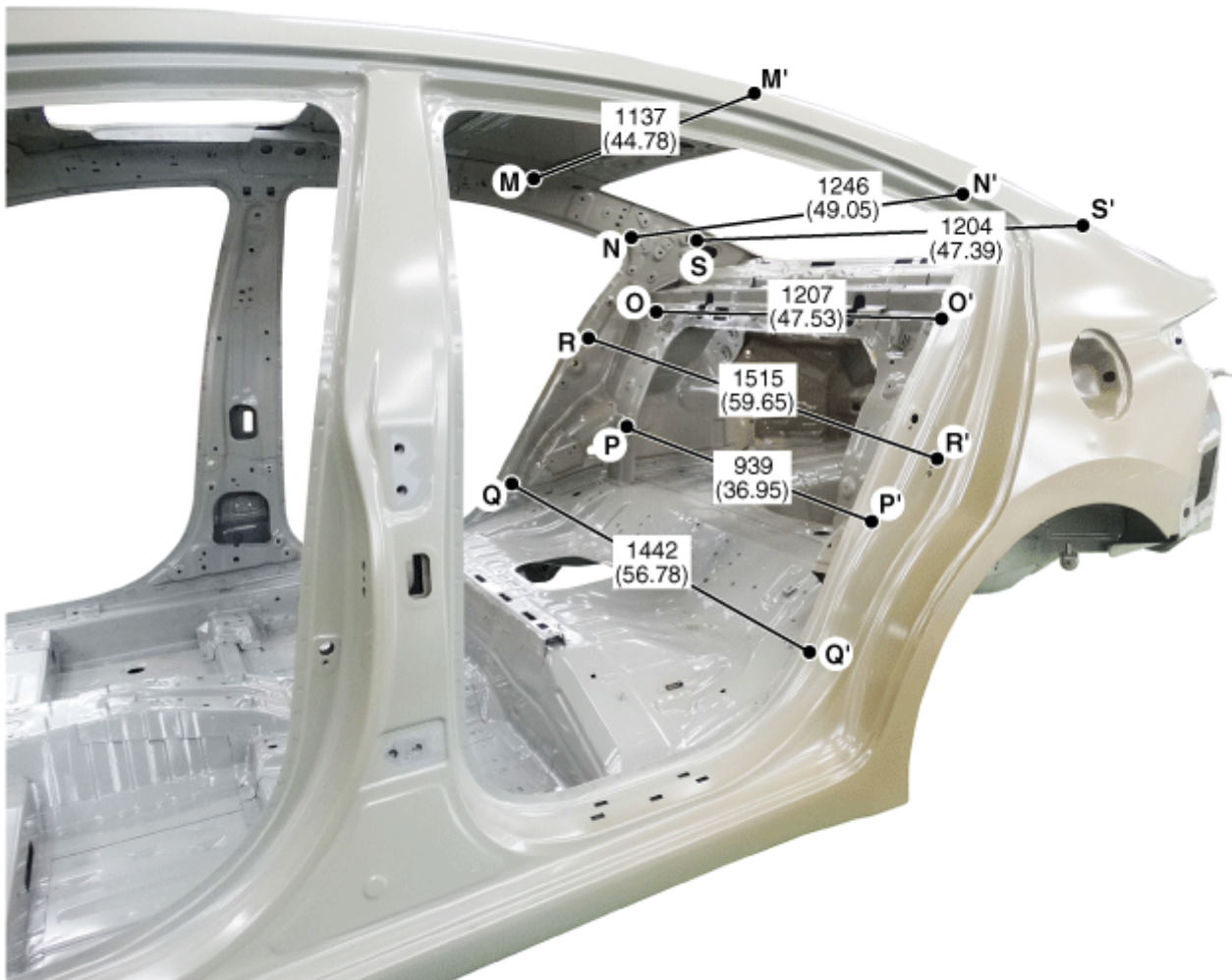


\*图中所示尺寸为实际测量尺寸。[单位：mm (inch)]

## 内部 B




2016 > G 1.6 GDI > 车身维修手册 > 车身尺寸 > 内部 > 车身维修



\*图中所示尺寸为实际测量尺寸。[单位：mm (inch)]

内部 C



\* V-V' : 1182(46.54)

\* T-X / T'-X': 680(26.79)


 $\ast V-W / V'-W': 431(16.97)$ 

\*图中所示尺寸为实际测量尺寸。[单位: mm(inch)]





2016 > G 1.6 GDI > 车身维修手册 > 车身尺寸 > 内部 > 车身维修















\* T-Z1 / T'-Z1': 1333(52.47)

\*图中所示尺寸为实际测量尺寸。[单位：mm (inch)]



2016 > G 1.6 GDI > 车身维修手册 > 车身尺寸 > 内部 > 车身维修

		
<p>前内部上立柱精加工孔 (Ø6.6)</p>	<p>前内部上立柱精加工孔 (Ø6.6)</p>	<p>窗帘式空气囊装配孔 (Ø6.6)</p>
		
<p>窗帘式空气囊装配孔 (Ø6.6)</p>	<p>车颈横梁装配孔 (Ø9)</p>	<p>前门限位器装配孔 (Ø13)</p>
		
<p>车颈侧装饰板装配孔 (Ø8.5)</p>	<p>窗帘式空气囊装配孔 (Ø6.5)</p>	<p>座椅安全带高度调节器上装配孔 (Ø16)</p>
		
<p>座椅安全带高度调节器下装配孔 (Ø16)</p>	<p>后门限位器装配孔 (Ø13)</p>	<p>安全带拉紧器装配孔 (Ø14)</p>







2016 > G 1.6 GDI > 车身维修手册 > 车身尺寸 > 内部 > 车身维修




窗帘式空气囊装配孔 (Ø6.6)



窗帘式空气囊装配孔 (Ø6.6)



窗帘式空气囊装配孔 (Ø6.6)




窗帘式空气囊装配孔 (Ø6.6)



后窗台板装配孔 (Ø6.6)



后窗台板装配孔 (Ø6.6)




后窗台板精加工孔 (Ø5.5)




后围内板精加工孔 (Ø8.4)




后车门锁环装配孔 (Ø13)



后围内上板精加工孔 (Ø7)















后围内上板精加工孔 (Ø7)



导线装配孔 (Ø9)

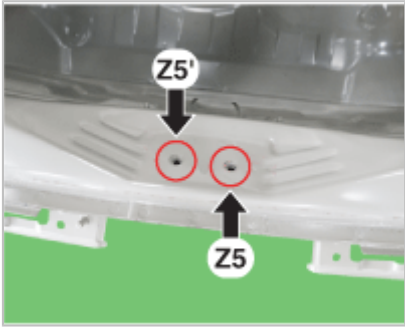


2016 > G 1.6 GDI > 车身维修手册 > 车身尺寸 > 内部 > 车身维修

		
前侧门槛拐角	前座椅装配孔 (Ø13)	前座椅装配孔 (Ø11)
		
前座椅装配孔 (Ø11)	前座椅装配孔 (Ø11)	侧门槛内角
		
后座椅安全带装配孔 (Ø16)	后座椅安全带装配孔 (Ø16)	行李箱装饰板装配孔 (Ø6. 6)
		
后底板装配孔 (Ø6. 6)	后底板装配孔 (Ø6. 6)	行李箱装饰板装配孔 (Ø6. 6)



2016 > G 1.6 GDI > 车身维修手册 > 车身尺寸 > 内部 > 车身维修



行李箱盖锁环装配孔 (Ø9)